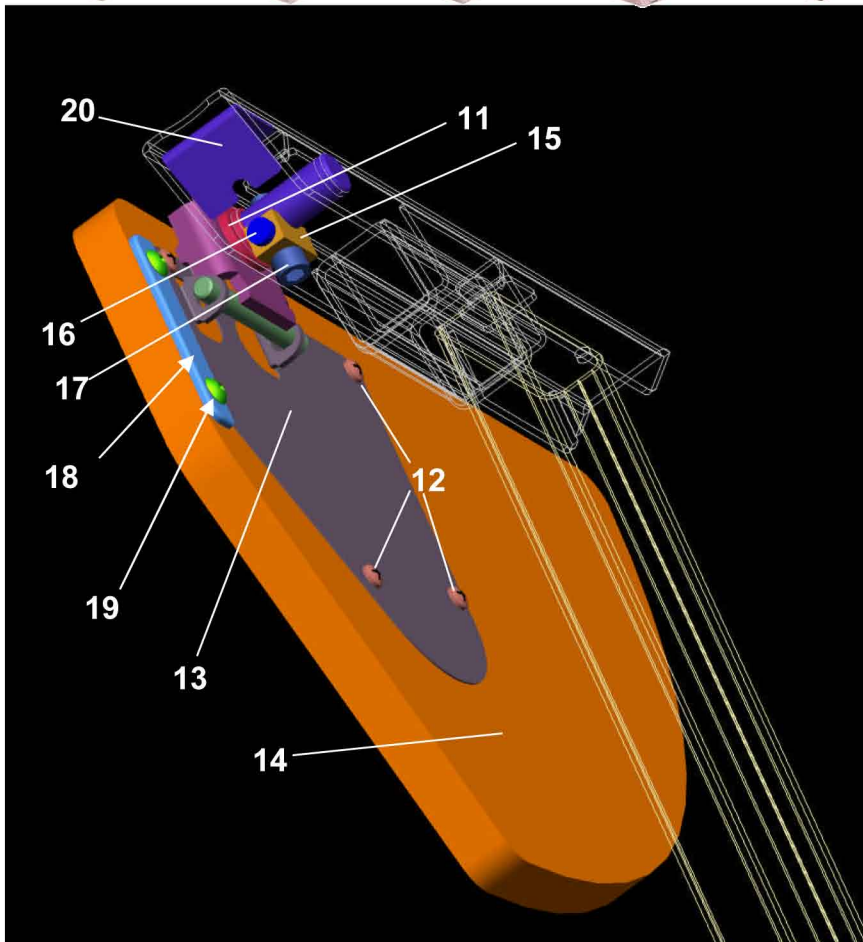

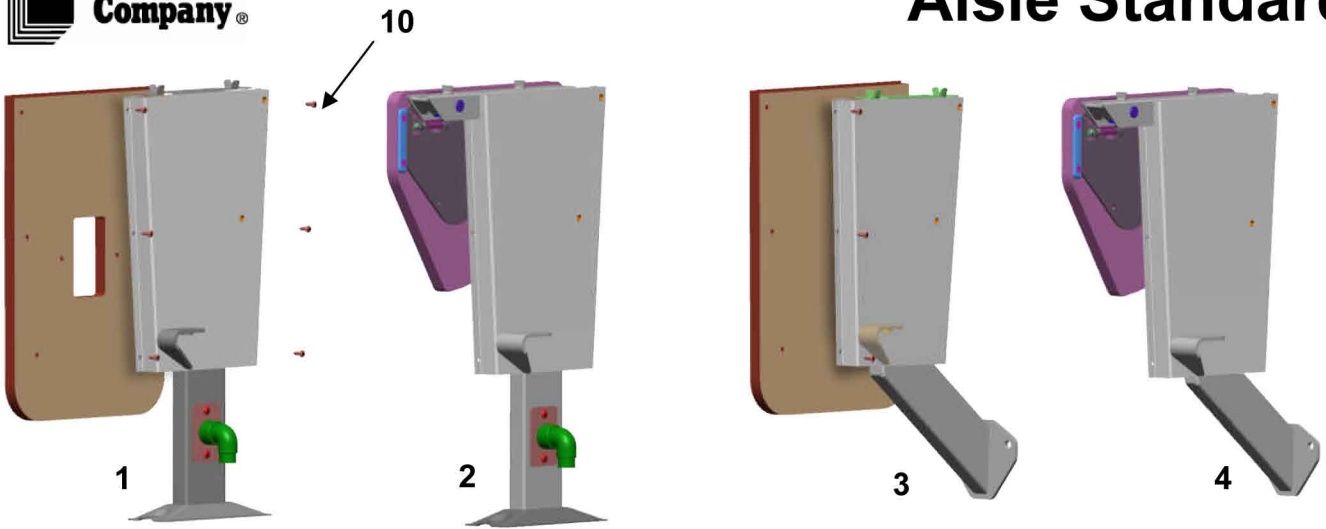




Nos. 46, 56, 66, 86 Aisle Standards



Professional Furnishings and Equipment, Inc.

2191 George Urban Blvd. • Depew, NY 14043
 Phone: (716) 685-6885 • Fax: (716) 685-6825 • Web: www.profurnishings.com
 E-mail: dblackburn@profurnishings.com





Nos. 46, 56, 66, 86 Aisle Standards

Ref #	Part Number	Description
1	XX*EU + RH or LH	Floor Mounted Steel Column with or without Wood End Panel
2	XX*EUR + RH or LH	Riser Mounted Steel Column with or without Wood End Panel
3	XX*EUT + RH or LH	Tablet Arm Floor Mounted Steel Column with or without Wood End Panel
4	XX*EUTR + RH or LH	Tablet Arm Riser Mounted Steel Column with or without Wood End Panel
5	1312	46 End Panel (block front) - Indicate if upholstered or veneer panel
6	518	56 End Panel - Indicate if upholstered, laminated, or veneer panel
7	518	56 End with block front
8	516	66 End Panel - Indicate if upholstered, laminated, or veneer panel
9	818	86 End Panel - Indicate if upholstered, laminated, or veneer pan
10	10x5/8	Screw to attach end panel to standard 6 per end panel,
11	101P	Pivot pin shoulder bushing
12	10X5/8	Screw for tablet arm plate attachment 5 per tablet arm
13	125225P	Metal folding assembly – painted (hinge only) or called out complete which is wood and hinge.
14	112 + RH or LH	Writing surface - standard size table arm. (need to indicate if you want oversized)
15	285P2	Stop block
16	285P3	Clear bumper
17	285P4	5/16 – 18 – 1 Socket head cap
18	106	Protector plate
19	6x1/2	Protector plate – screw/attaching hardware
20	113GBLK	Channel guard – black
21	202A	Armrest for tablet arm standard
22	8A	Wood arm for Non-tablet arm standard
23	1327AR or 1327AL	Marquee-style aisle end arm indicate right hand or left hand
24	1327SR or 1327SL	Marquee aisle end scrolled arms indicate right hand or left hand
25	17APB	Black blow molded center armrest
		Cupholder Arms contact Irwin Parts Department

*xx = option 46, 56, 66 or 86 end standard

When ordering please remember to specify the following:

1. Specify left hand or right hand (determined while sitting in the chair)
2. Specify floor incline (letter stamped in the standard above the foot)
3. For riser mounted standards specify riser height
4. Specify species of wood for wood armrests and aisle panels
5. Specify stain color for wood armrests and aisle panels
6. Specify powder coat enamel for steel components
7. Specify laminate pattern / color for laminate surfaced armrests, tablet arms and end panels

Minimum Order is \$25.00

Professional Furnishings and Equipment, Inc.

2191 George Urban Blvd. • Depew, NY 14043
 Phone: (716) 685-6885 • Fax: (716) 685-6825 • Web: www.profurnishings.com
 E-mail: dblackburn@profurnishings.com

